

(I)(a) STATEMENT SHOWING SHAREHOLDING PATTERN

Name of the Company: SHREE SECURITIES LTD.  
Scrip Code: Name of the Scrip:  
Quarter Ended: 31/03/2015

Class of security:

Page: 1

---

Partly paid-up shares:-	No. of partly paid-up shares	As a % of total no. of partly paid-up shares	As a % of total no. of shares of the company
-------------------------	------------------------------	--	--

---

Held by promoter/promoter group

Held by public  
Total - D

---

Outstanding convertible securities:-	No. of outstanding securities	As a % of total no. of outstanding convertible securities	As a % of total no. of shares of the company, assuming full conversion of the convertible securities
--------------------------------------	-------------------------------	---	--

---

Held by promoter/promoter group

Held by public  
Total - E

---

Warrants:-	No. of warrants	As a % of total no. of warrants	As a % of total no. of shares of the company, assuming full conversion of warrants
------------	-----------------	---------------------------------	--

---


Held by promoter/promoter group

Held by public  
Total - F

---

Total paid-up capital of the company, assuming full conversion of warrants and convertible securities	79800000
---	----------

---




Category Code	Category of Shareholders	Number of shareholders	Total number of shares	Number of shares held in Demat Form	As a % of (A+B)	As a % of (A+B+c)	Number of Pledged shares	As a percentage (ix)=(viii/iv*100)
(i)	(ii)	(iii)	(iv)	(v)	(vi)	(vii)	(viii)	(ix)=(viii/iv*100)
(A)	Total Shareholding of Promoter & Promoter Group							
(1)	Indian							
(a)	Individual/HUF	3	352700	352700	0.442	0.442	Nil	Nil
(b)	Central Govt. / State Govt.	Nil	Nil	Nil	Nil	Nil	Nil	Nil
(c)	Bodies Corporate	2	24087150	24087150	30.184	30.184	Nil	Nil
(d)	Fin. Institutions / Bank	Nil	Nil	Nil	Nil	Nil	Nil	Nil
(e)	Any Other	Nil	Nil	Nil	Nil	Nil	Nil	Nil
	Sub-Total of (A)(1)	5	24439850	24439850	30.626	30.626	Nil	Nil
(2)	Foreign							
(a)	Individuals (NRIs/Foreign)	Nil	Nil	Nil	Nil	Nil	Nil	Nil
(b)	Bodies Corporate	Nil	Nil	Nil	Nil	Nil	Nil	Nil
(c)	Institutions	Nil	Nil	Nil	Nil	Nil	Nil	Nil
(d)	Qualified Foreign Investors	Nil	Nil	Nil	Nil	Nil	Nil	Nil
(e)	Any Other	Nil	Nil	Nil	Nil	Nil	Nil	Nil
	Sub-Total of (A)(2)	Nil	Nil	Nil	Nil	Nil	Nil	Nil
	Shareholding of Promoter & Promoter Group (A) = A1+A2	5	24439850	24439850	30.626	30.626	Nil	Nil
(B)	Public Shareholding							
(1)	Institutions							
(a)	Mutual Funds / UTI	Nil	Nil	Nil	Nil	Nil	NA	NA
(b)	Fin. Institutions / Banks	Nil	Nil	Nil	Nil	Nil	NA	NA
(c)	Central Govt. / State Govt.	Nil	Nil	Nil	Nil	Nil	NA	NA
(d)	Venture Capital	Nil	Nil	Nil	Nil	Nil	NA	NA
(e)	Insurance Company	Nil	Nil	Nil	Nil	Nil	NA	NA
(f)	Foreign Inst. Investors	Nil	Nil	Nil	Nil	Nil	NA	NA
(g)	Foreign VC Investors	Nil	Nil	Nil	Nil	Nil	NA	NA
(h)	QFI - Corporate	Nil	Nil	Nil	Nil	Nil	NA	NA
(i)	Any Other	Nil	Nil	Nil	Nil	Nil	NA	NA
	Sub-Total (B)(1)	Nil	Nil	Nil	Nil	Nil	NA	NA
(2)	Non-Institutions							
(a)	Bodies Corporate	204	53086182	53006982	66.524	66.524	NA	NA
(b)	Individuals							
	i. Individual Shareholders Holding Nominal Share Upto Rs.1 Lakh	435	647947	613747	0.812	0.812	NA	NA
	ii. Individual Shareholders Holding Nominal Share greater than Rs.1 Lakh	48	1626021	1609721	2.038	2.038	NA	NA
(c)	QFI - Individual	Nil	Nil	Nil	Nil	Nil	NA	NA
(d)	Any Other	Nil	Nil	Nil	Nil	Nil	NA	NA
	Sub-Total (B)(2)	687	55360150	55230450	69.374	69.374	NA	NA
	Total Public Shareholding (B) = (B)(1) + (B)(2)	687	55360150	55230450	69.374	69.374	NA	NA
	TOTAL (A)+(B)	692	79800000	79670300	100.000	100.000	Nil	Nil
(C)	Shares held by Custodians And against which DRs have been issued	Nil	Nil	Nil	Nil	Nil	NA	NA
(1)	Promoter and Promoter group	Nil	Nil	Nil	Nil	Nil	NA	NA
(2)	Public	Nil	Nil	Nil	Nil	Nil	NA	NA
	GRAND TOTAL (A)+(B)+(C)	692	79800000	79670300	100.000	100.000	Nil	Nil



SHREE SECURITIES LTD.

(I)(b) Statement showing holding of securities (including shares, warrants, convertible securities) of persons belonging to the category [Promoter & Promoter Group] As on 31/03/2015


(i)	(ii)	Details of Shares Held		Encumbered shares(*)		Details of warrants				Details of Convertible Securities		Total shares (including underlying shares assuming full conversion of warrants and convertible securities) as a % of diluted share capital
		(iii)	(iv)	(v)	(vi)=(v)/(iii)*100	(vii)	(viii)	(ix)	(x)	(xi)	(xii)	
Sr.L	Name of the shareholder	Number of Shares held	As a % of grand total (A)+(B)+(C) Shares held	Number of Pledged Shares	As a percentage of grand total (A)+(B)+(C) sub-clause (I)(a)	Number of warrants held of the same Class	As a % of total warrants held of the same Class	Number of convertible securities held of convertible securities of the same class	Number of convertible securities held of convertible securities of the same class	As a % of total convertible securities of the same class	Total convertible securities of the same class	Total shares (including underlying shares assuming full conversion of warrants and convertible securities) as a % of diluted share capital
1.	FABER TREXIN PRIVATE LIMITED	7037300	8.819	0	0.000	0	0.000	0	0.000	0.000	0	8.819
2.	MEGHSHREE CREDIT PRIVATE LIMITED	17049850	21.366	0	0.000	0	0.000	0	0.000	0.000	0	21.366
3.	BASANT KUNAR SHARMA	100	0.000	0	0.000	0	0.000	0	0.000	0.000	0	0.000
4.	MANJEK CHAND FUGALIA	352500	0.442	0	0.000	0	0.000	0	0.000	0.000	0	0.442
5.	SUBHASH CHANDRA DADRICH	100	0.000	0	0.000	0	0.000	0	0.000	0.000	0	0.000
TOTAL		24439850	30.626	0	0.000	0	0.000	0	0.000	0.000	0	30.626



Srl. Name(s) of the shareholder	Number of Shares held	Shares as a percentage of total number of shares (i.e., Grand Total (A)+(B)+(C) indicated in Statement at para (I)(a) above}	Details of Warrants		Details of convertible Securities		Total shares (including underlying shares assuming full conversion of warrants and convertible securities) as a % of diluted share capital
			Number of Warrants held	As a % of total warrants of the same Class	Number of convertible securities held	% r. t. total number of convertible securities of the same class	
1. BESTLUCK TREXIM PVT LTD	2000000	2.506	0	0.000	0	0.000	2.506
2. CANEX IMPEX PVT LTD	2000000	2.506	0	0.000	0	0.000	2.506
3. DHANUS COMMODEAL LLP	2100000	2.632	0	0.000	0	0.000	2.632
4. EMPIRE VANIJYA LLP	1437200	1.801	0	0.000	0	0.000	1.801
5. EVERSAFE HIGHRISE PRIVATE LIMITED	1550500	1.943	0	0.000	0	0.000	1.943
6. FASTFLOW INFRA PROJECTS PRIVATE LIMITED	1151650	1.443	0	0.000	0	0.000	1.443
7. GARNET SUPPLIERS LLP	1480000	1.855	0	0.000	0	0.000	1.855
8. IMPRESSION DEALCOM PVT LTD	1810000	2.268	0	0.000	0	0.000	2.268
9. JAP MERCHANTS LIMITED	921120	1.154	0	0.000	0	0.000	1.154
10. KENT COMMODEAL LLP	986400	1.236	0	0.000	0	0.000	1.236
11. LASER VANIJYA LLP	928000	1.163	0	0.000	0	0.000	1.163
12. LOGAN IMPEX PVT LTD	819100	1.026	0	0.000	0	0.000	1.026
13. MINDPOWER TOWERS PRIVATE LIMITED	1143600	1.433	0	0.000	0	0.000	1.433
14. NIGHTANGLE MARCOM PRIVATE LIMITED	858850	1.076	0	0.000	0	0.000	1.076
15. QUADRA SUPPLIERS PVT LTD	859000	1.076	0	0.000	0	0.000	1.076
16. RESPONCE RENEWABLE ENERGY LIMITED	959350	1.202	0	0.000	0	0.000	1.202
17. SPACEPLUS AGENCIES PVT LTD.	1489286	1.866	0	0.000	0	0.000	1.866
18. SUNYOJIT IMPEX PVT LTD	1470000	1.842	0	0.000	0	0.000	1.842
19. TARGET COMMODEAL PVT LTD	1940000	2.431	0	0.000	0	0.000	2.431
20. TOPMOST BUILDERS PRIVATE LIMITED	1284000	1.609	0	0.000	0	0.000	1.609
<b>TOTAL</b>	<b>27188056</b>	<b>34.070</b>	<b>Nil</b>	<b>Nil</b>	<b>Nil</b>	<b>Nil</b>	<b>34.070</b>



Srl.	Name(s) of the shareholder and the Persons Acting in Concert (PAC) with them	Number of Shares held	Shares as a percentage of total number of shares (i.e., Grand Total (A)+(B)+(C) indicated in Statement at para (I)(a) above)	Details of Warrants		Details of convertible Securities		Total shares (including underlying shares assuming full conversion of warrants and convertible securities) as a % of diluted share capital
				Number of Warrants held	As a % of total warrants of the same Class	Number of convertible securities held	Zw.r.t. total number of convertible securities of the same class	
1.		NIL	NIL	NIL	NIL	NIL	NIL	NIL




SHREE SECURITIES LTD.

(I)(d) STATEMENT SHOWING DETAILS OF LOCKED-IN SHARES AS ON 31/03/2015

Page: 1

Sr. Name(s) of the Shareholder	Category of Shareholders (Promoter/ Public)	Number of Locked-in Shares	% to Total
--------------------------------	---	----------------------------	------------

1.		Nil	Nil
----	--	-----	-----



SHREE SECURITIES LTD.

(II)(a) STATEMENT SHOWING DETAILS OF DEPOSITORY RECEIPTS (DRs)

Page: 1

Srl. Type of Outstanding DR (ADRs, GDRs, SDRs, etc)	Number of Outstanding DRs	Number of Shares underlying outstanding DRs	Shares underlying Outstanding DRs as a Percentage of total number of shares (ie. Grand total(A)+(B)+ (C) indicated in Statement at para (I)(a) above)
1. Nil	Nil	Nil	Nil



SHREE SECURITIES LTD.

(II)(b) STATEMENT SHOWING DETAILS OF DEPOSITORY RECEIPTS (DRs), WHERE UNDERLYING SHARES HELD BY 'PROMOTER/PROMOTER GROUP' ARE IN EXCESS OF 1% OF THE TOTAL NO. OF SHARES

Page: 1

Srl.	Name of the DR Holder	Type of outstanding DR (ADRs, GDRs, SDRs, etc.) DRs	Number of Shares Underlying outstanding DRs	Shares underlying Outstanding DRs as Percentage of total number of shares (ie. Grand total (A)+(B)+(C) indicated in statement at para (I)(a) above
1.	Nil	Nil	Nil	Nil
2.	Nil	Nil	Nil	Nil
<b>TOTAL</b>		Nil	Nil	Nil

